



**Pleasant Valley  
Community School  
District  
525 Belmont Rd.**

Encompassing the eastern portion of the city of Bettendorf and several surrounding communities, most notably LeClaire, Pleasant Valley and Riverdale, the Pleasant Valley Community School District includes 44 square miles of Scott County. Currently, the district enrollment, in terms of students attending K-12, is 3600 students; 1905 attending one of four elementary buildings, 595 attending a 7-8 junior high and 1100 attending the 9-12 high school. In the last five years, the district has grown by approximately 370 students, slightly over 10% growth during that time period.

**DEMOGRAPHICS**

Currently the district's minority population is 13.5% with Asian Americans comprising the largest group. This minority population represents a 6% gain during the last 5 years. The district's percentage of students on free and reduced lunch is 9.7%, with the percentages varying somewhat by building and level. There are 286 students receiving special education services totaling 7.73% of the PreK-12 population.

**DISTRICT FINANCES**

The school district's certified budget expenditures for the 2009-10 school year are \$44,021,685 for all reported funds. The general fund budget expenditures for the 2009-10 school year are \$32,264,884. Of that amount, \$23,950,992 or 74.2% is allocated to general fund salaries and benefits. The district's tax levy rate is \$13.99 per taxable valuation, which is the lowest tax levy among the four school districts in Scott County.

**2009-10 Tax Levy Rates for Comparable Districts**

Ankeny	19.84
Waukee	17.80
Johnston	17.35
College Community	17.21
Bettendorf	14.85
North Scott	14.52*
<b>Pleasant Valley</b>	<b>13.99</b>
Cedar Falls	13.73
West Des Moines	13.64
Ames	13.59*

\*Ames has a 5% income surtax rate, North Scott has a 1% income surtax rate

**CERTIFIED STAFF**

For the 2009-10 school year, there are 250 certified teachers under contract in the district. 60% of the teachers have a master's degree and/or graduate hours beyond their master's. 88% of the teaching staff have taught five years or more. (This includes public/non-public education both inside/outside Iowa.)

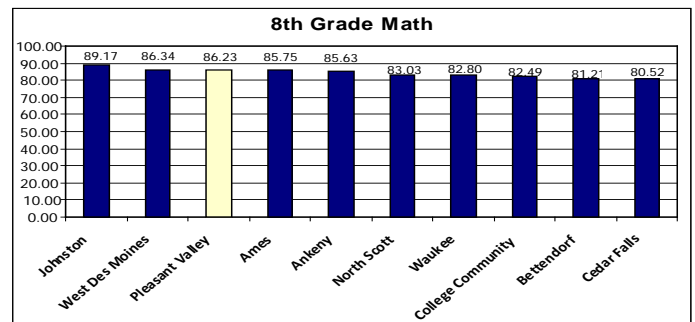
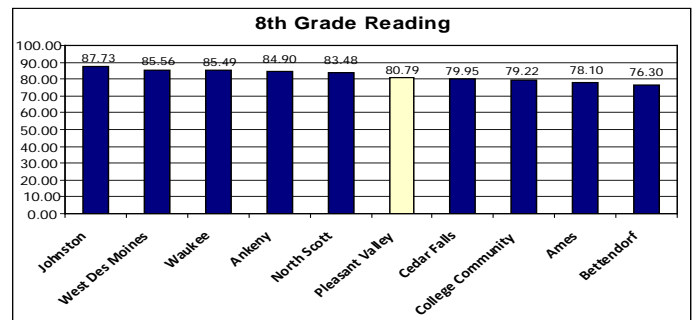
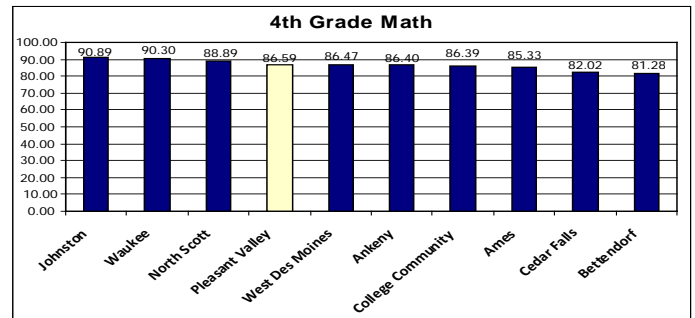
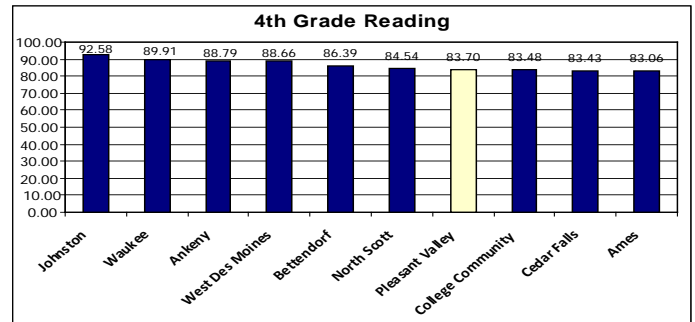
**ASSESSMENT INFORMATION**


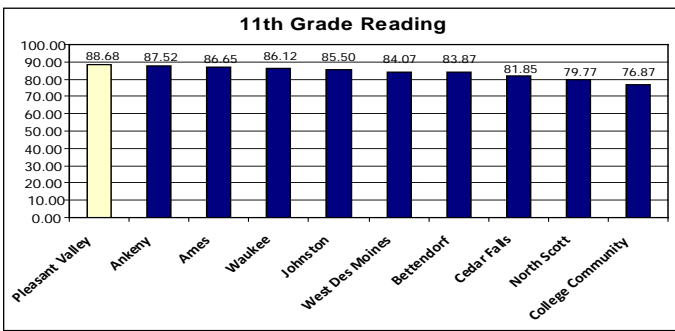
**ITBS/ITED**

On the Fall 2009 ITBS and ITED assessments, the following proficiencies were realized:

	<b>Reading</b>	<b>Math</b>
<b>Grade 4</b>	89.4	88.7
<b>Grade 8</b>	84.5	89.6
<b>Grade 11</b>	90.8	89.9

In reviewing ITBS/ITED data statewide for the school districts noted, the following comparisons were made for the 2008-09 school year.





### MAP

In early September, 2009, students in grades 3-10 completed the Measures of Academic Progress achieving median RIT scores in reading and math above the national norm. Approximately 55% of the students achieved their target growth scores in the area of math and 53% of the students achieved their target growth scores in the area of reading. These percentages represented a slight decrease from the fall 2008 target growth scores.

### ACT

For the graduating class of 2009, their ACT totals were as follows:

English	24.7
Math	25.2
Social Studies	25.4
Science	24.8
Composite	25.2

Percent achieving the success indicator: 90% (180/200)

### ACT Composite Scores Comparisons (2008-09 School Year)

<b>Pleasant Valley</b>	<b>25.2</b>
Ames	24.8
West Des Moines	24.5
Ankeny	23.8
Cedar Falls	23.7
Waukee	23.6
Johnston	23.5
Bettendorf	22.7
College Community	22.5
North Scott	22.5

## NATIONAL MERIT

Annually, for the last five years, Pleasant Valley has recognized a number of National Merit semifinalists and finalists. During the 2008-2009 school year, 4 finalists were honored. This year, five students have been named as semifinalists and will compete for finalist status.

### National Merit Scholarship History

Year	Semi-Finalists	Commended
2005-06	8	10
2006-07	7	3
2007-08	3	2
2008-09	4	10
2009-10	5	4

## NOTABLE EVENTS FALL 2009

- Enrollment growth stabilized somewhat from the five preceding years to a total of 3600 students attending K-12 and a total of 3676 students served (Pre-K, home schooled, and dual enrolled).
- Six choral students, seven band students and three orchestral students were selected as all state musicians
- The boys and girls cross country teams raced to MAC conference titles and finished second and third respectively, at the district meet. The boys placed third in the state and the girls tenth.
- The high school music and drama departments successfully produced *Seussical the Musical* to record-breaking attendance.
- In support of the theme "Beauty is..." 128 students submitted a total of 236 entries for the PTA Reflections Program.
- Due to state across the board 10% cut, the Board voted in October to delay the opening of Hopewell Elementary until the start of the 2011-2012 school year.